

Water Treatment



HYDRA BL

SOLENOID DOSING PUMPS



Main characteristics

- **Analogue solenoid dosing pump with constant dosing, manually adjustable by a control knob on the front panel. 2 flow rate dosing range: 0÷20% with switch in "P" position, 0÷100% with switch in "C" position, Internal Micro switch, Power-on led indicator and level probe predisposition.**
- **PVDF-C pump head**
- **Double Ceramic balls**
- **Pure PTFE diaphragm for full compatibility with all chemicals**
- **Flow rate manual adjustment between 10÷100%**
- **Manual priming valve**
- **Wall mounting with fixing bracket**
- **Anti-seepage system**

Dosing Pump.it

Water Treatment

Performance data

PERFORMANCES TEST HAS BEEN DONE AT AMBIENT TEMPERATURE, WITH WATER, AT 1,5 mt SUCTION HEIGHT

FLOW RATE	PRESSURES	CC/IMP.	CONNECTIONS	STROKES/MIN.	DIMENSIONS	PROTECTION	WEIGHT	ABSORPTION	POWER
5 l/h	8 bar	0.52	4x6	160	190,5 x 92 x 135,5	IP65	1,5 Kg	12 W	110-230 Vac
3 l/h	10 bar	0.31	4x6	160	190,5 x 92 x 135,5	IP65	1,5 Kg	12 W	110-230 Vac


Power supply: 230 Vac 50 Hz Power consumption 12 W HY.BL, HY.MA, HY.BC, HY.MT, HY.PR 100 to 240 Vac, 50/60 Hz (With reduced power consumption as the solenoid only draws the required power to activate the pump, based on working conditions).

Anti-seepage system

The anti-seepage system, is a solution to prevent the intrusion of chemical product inside the pump: leakage and chemical intrusion can happen when the O-ring is damaged or consumed by regular use.

This device is integrated in the hydraulic part, between pump head and body, behind the diaphragm: the outgoing collection channel of the anti-seepage device (see below blue arrow) collects the leakage and expel it out.

When the leakage is visible, the operator can proceed either tightening the 4 bolts of the head (4Nm torque) or disassembling the head and inspect it in order to understand leakage causes .



Dosing Pump.it

Water Treatment

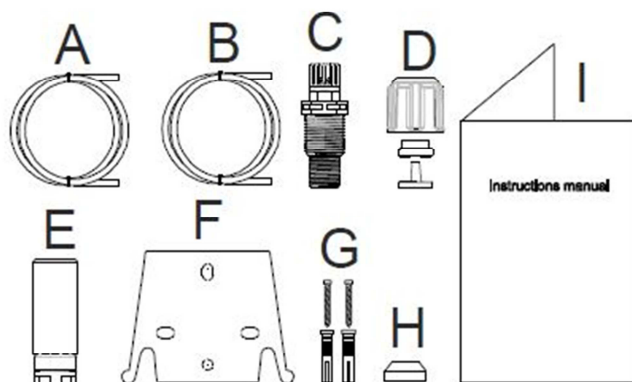


Main applications

- **Electroplating industry, Pickling, Degreasing and metal treatments.**
- **Cooling Tower**
- **Potable water application**
- **Reverse osmosis application**
- **Paper industry**
- **Ceramic industry**

Installation Kit (included)

- A. Opaque hose for connecting the pump's outlet to the injection point
- B. Transparent hose for suction and for connecting the bleeding valve up for manual priming
- C. Injection fitting
- D. Hose connection kit
- E. Bottom filter
- F. Wall mounting bracket
- G. Anchors for securing the pump to the wall
- H. Screw protection caps
- I. Instructions Manual



DosingPump.it



Water Treatment



Accessories

AC.SL



- Floating level probe with bipolar cable (2 mt) with support

AC.VS



- Back-pressure valve up to 10 bar
- PTFE diaphragm

AC.VIE



- Extractable injection valve PVC 1/2" g.m. IN - 1/2" g.m. OUT



- Extractable injection valve with ball valve PVC 1/2" g.m. IN - 1/2" g.m. OUT

PRIMING AID



- Capacity: 300 ml
- PVC body
- FPM seals
- Connections: 4x6mm – 8x12mm

AC.ST



- Horizontal base mounting bracket

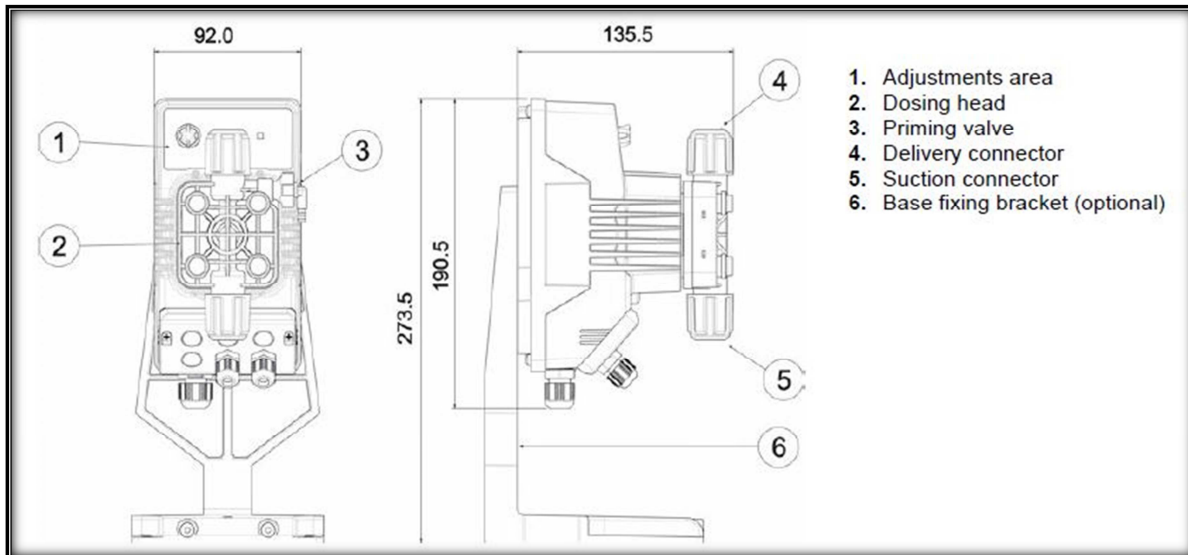
AC.VM PVDF



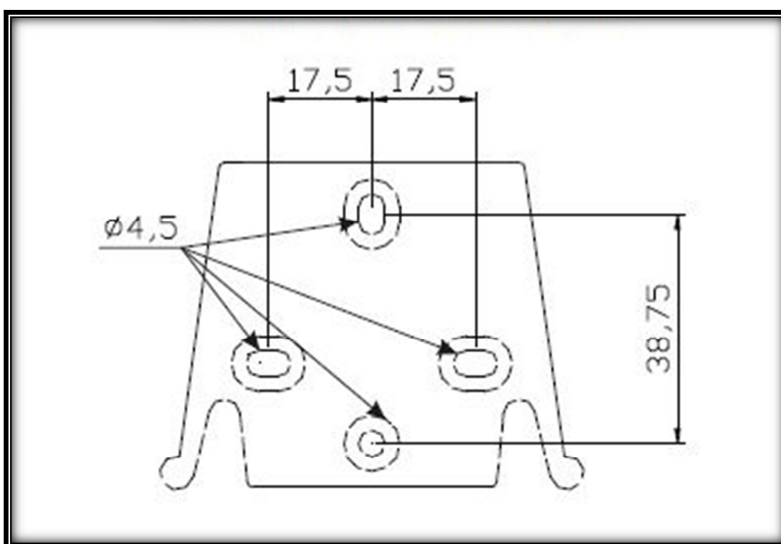
- Multifunction valve, antisiphon, backpressure, safety
- PVDF body, PTFE membrane
- Adjustable Pressure 0÷5 bar • Relief Pressure 0÷18 bar

Dosing Pump

Dimensional drawings



Fixing templates



Plumbing

